

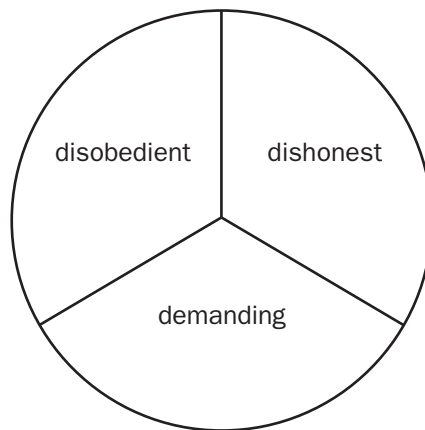
## Concept Circles

### What are Concept Circles and why are they important?

Concept Circles (Vacca & Vacca, 1996) help students understand the meanings of words by asking them to consider how a group of words are related. Students have fun thinking about the words while learning them.

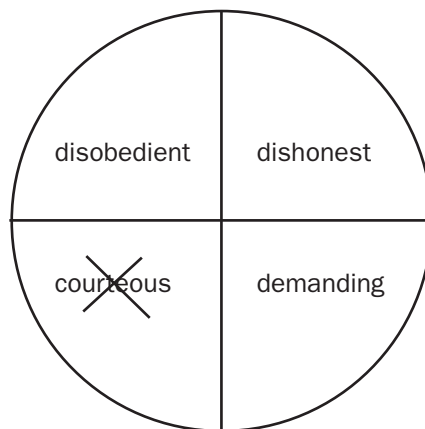
### How can I use Concept Circles with my students?

There are many ways that Concept Circles can be used with students. In the beginning, place three to four words in a circle and ask students to name the concept that they represent. For example, a Concept Circle containing the words *disobedient*, *dishonest*, and *demanding* could be labeled with the concept of *naughtiness*.



Concept: **naughtiness**

You can increase the difficulty of this strategy by making a Concept Circle that contains three related words and one word that does not belong. Students cross out the word that does not belong and then name the concept represented by the remaining words.

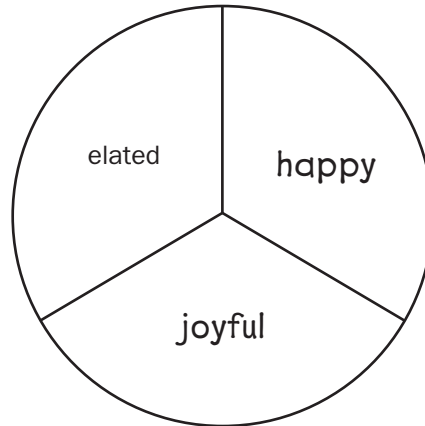


Concept: **naughtiness**

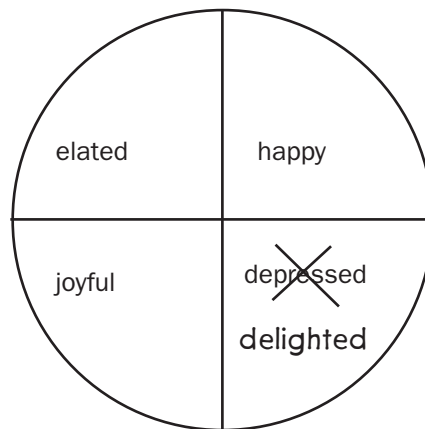


## Concept Circles (continued)

A Concept Circle can also be used to help students understand synonyms. You can write a vocabulary word in one section of the circle and have students fill in the other parts of the circle with words that mean the same thing as the vocabulary word.




You could make this strategy more difficult by making a Concept Circle that contains three synonyms and one word that is an antonym. Students then cross out the word that does not belong and add a correct word with a meaning similar to the other three words in the circle.



Name: \_\_\_\_\_ Date: \_\_\_\_\_

## Concept Circle

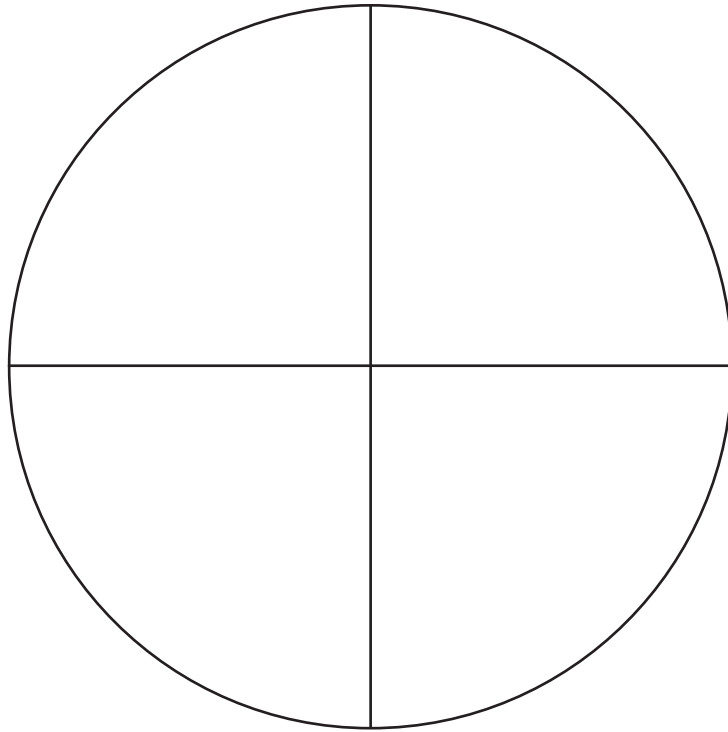


**Concept:** \_\_\_\_\_

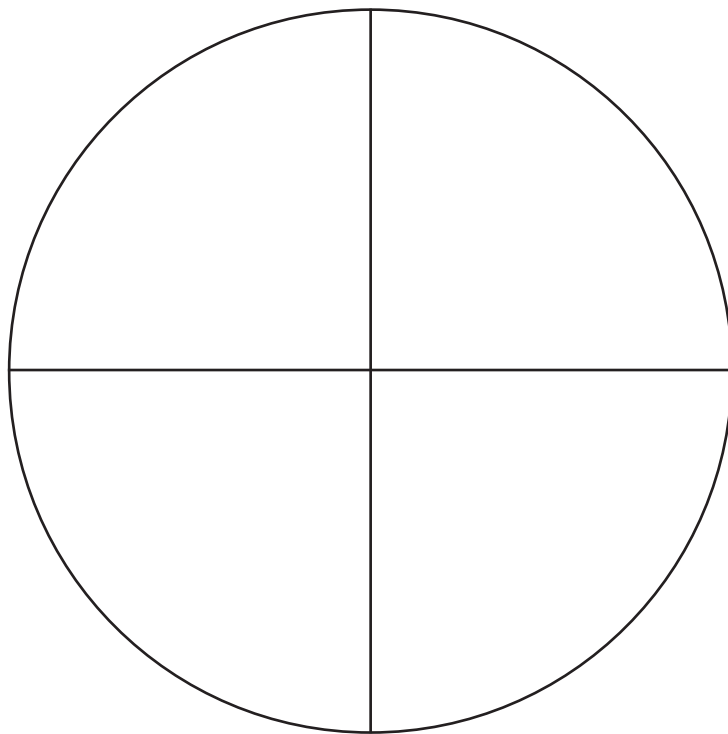


Name: \_\_\_\_\_ Date: \_\_\_\_\_

## Concept Circles



**Concept:** \_\_\_\_\_




**Concept:** \_\_\_\_\_




Name: \_\_\_\_\_ Date: \_\_\_\_\_

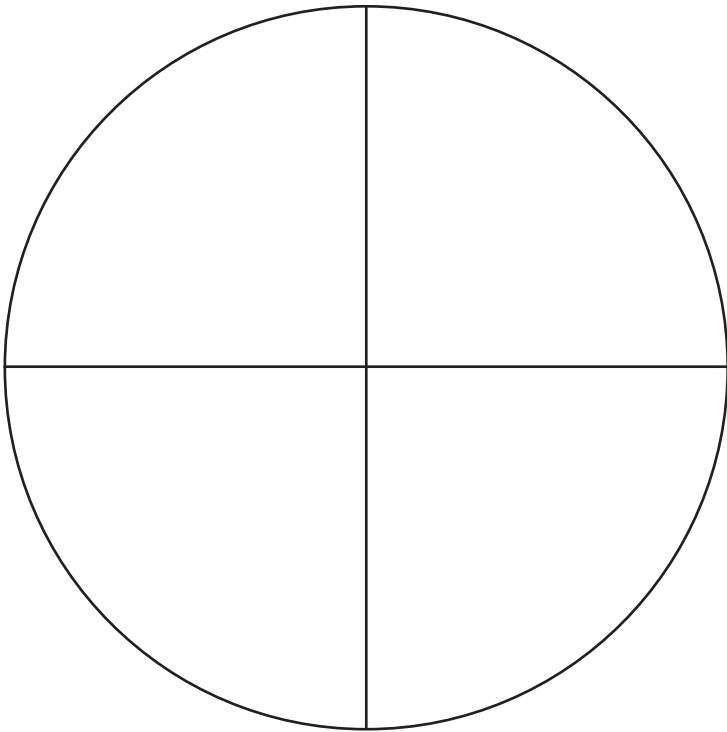
## Concept Circles




**Concept:** \_\_\_\_\_



**Concept:** \_\_\_\_\_



**Concept:** \_\_\_\_\_



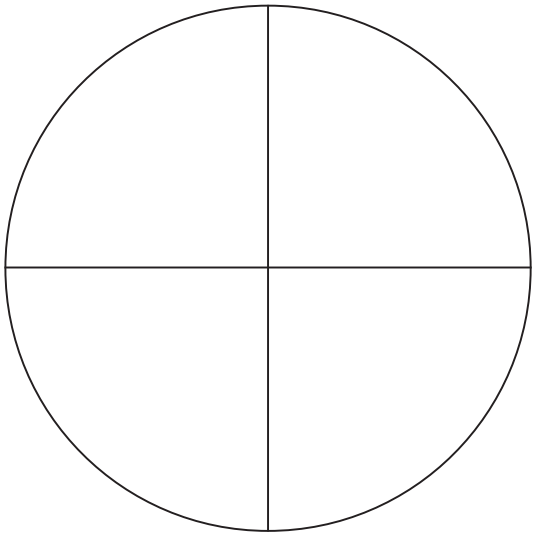
**Concept:** \_\_\_\_\_



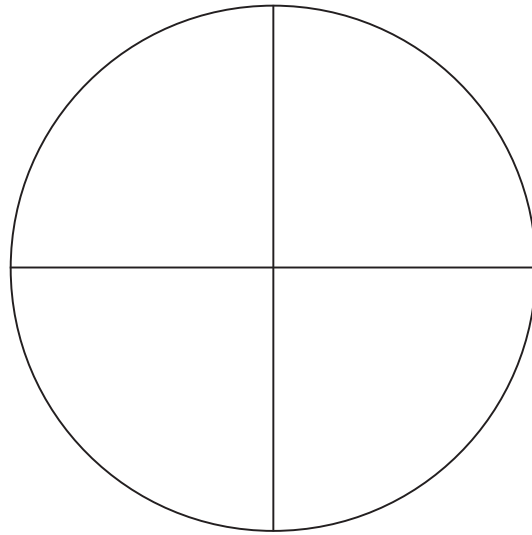
Name: \_\_\_\_\_

Date: \_\_\_\_\_

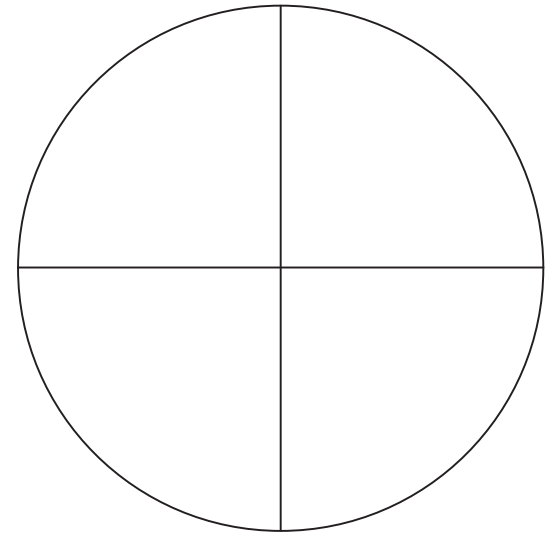
## Concept Circles



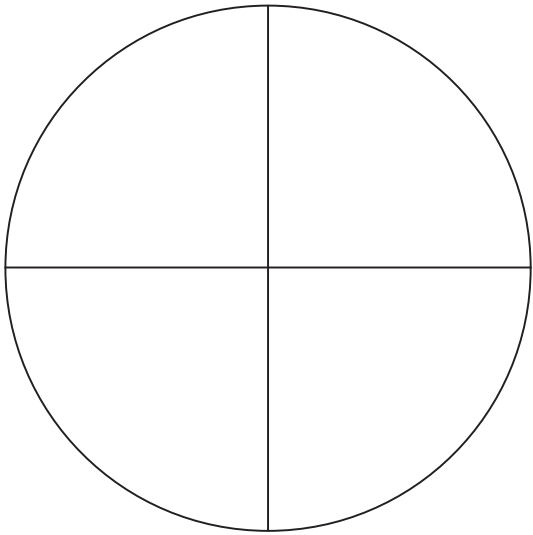
**Concept:** \_\_\_\_\_



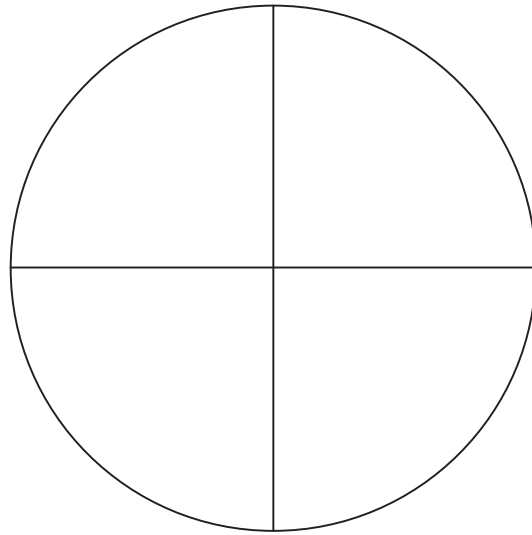
**Concept:** \_\_\_\_\_



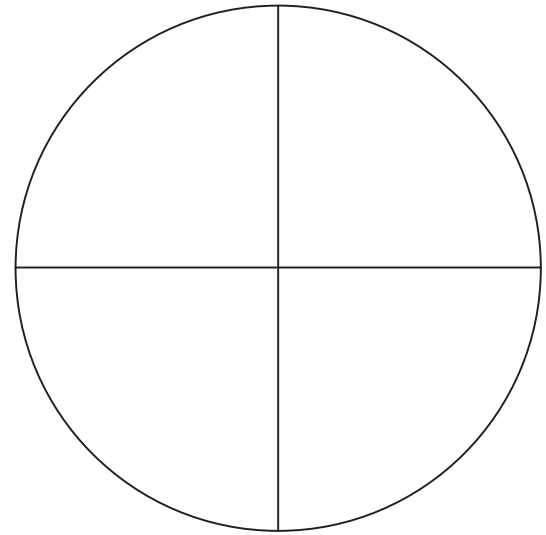
**Concept:** \_\_\_\_\_



**Concept:** \_\_\_\_\_



**Concept:** \_\_\_\_\_



**Concept:** \_\_\_\_\_